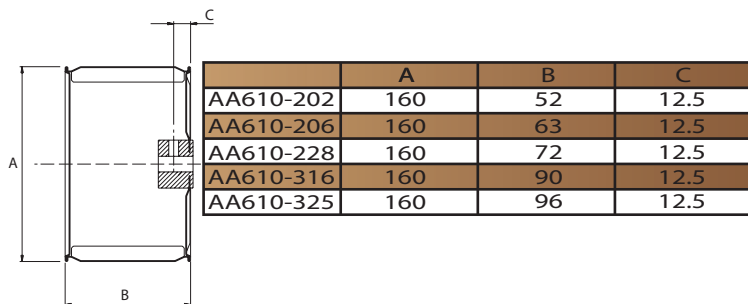




AA610 Series SWSI Wheels

Dimensions



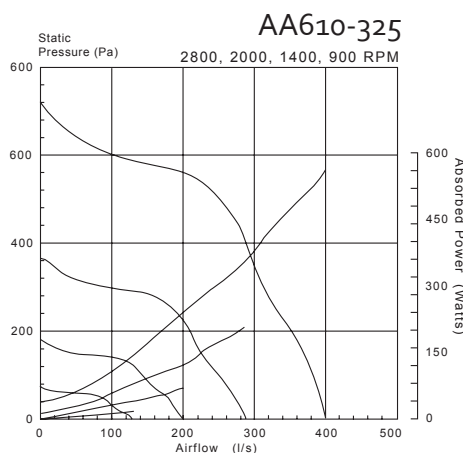
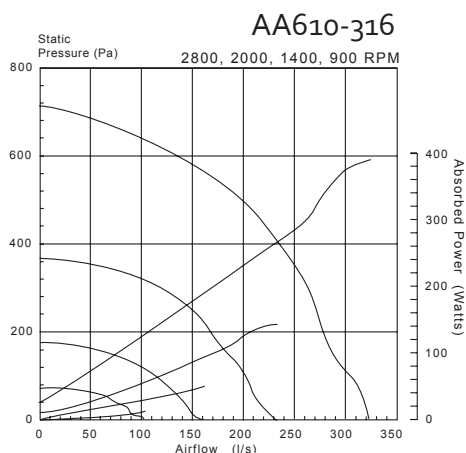
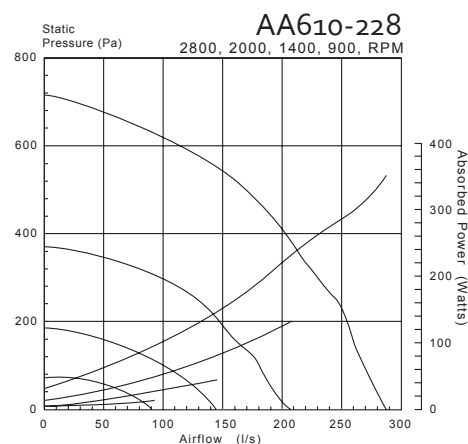
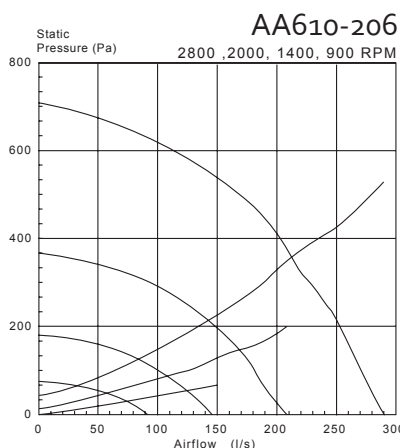
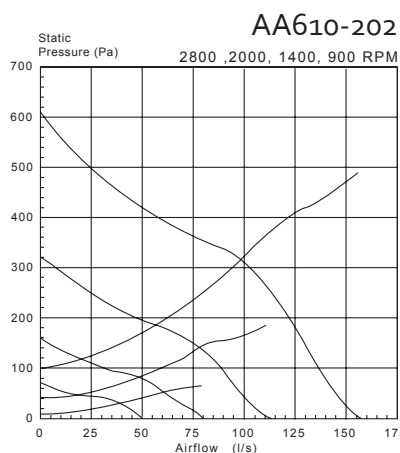
Features

Available Bores:

Metric: 6mm 8mm 12mm 14mm
Imperial: 1/4" 1/2" 3/8" 5/16"
Special bores may be available on request

Performance

Rated to 3000 RPM



Head Office Sydney Office

8-9 Rosemary Court
Mulgrave VIC 3170
Ph: (03) 9561 3055
F: (03) 9561 2573

C6/27-29 Fariola Street
Silverwater NSW 2128
Ph: (02) 9831 4567
F: (02) 9748 4114

Distributor and Stockist for

